

CCWDM OADM

Auxora's CWDM OADM is designed to add/drop CWDM signals into one fiber, which makes it a flexible, low-cost solution for increasing the bandwidth demand on enterprise and metro access networks. It can simultaneously support ESCON, ATM, Fiber Channel, Gigabit-Ethernet, without disturbing each other.

Auxora also provides customized design to suit situations in which your existing network has one or two fibers, redundant network, ring or linear network design etc.



FEATURES

- Low insertion loss
- Compact size
- Optional extension ports for network upgrade
- Fully transparent to all data rates and protocols
- Exceptional reliability and stability
- Telcordia GR-1221/1209-CORE compliant

APPLICATIONS

- Access networks
- Metro WDM systems
- Enterprise network
- Telecommunication
- Add/Drop channels

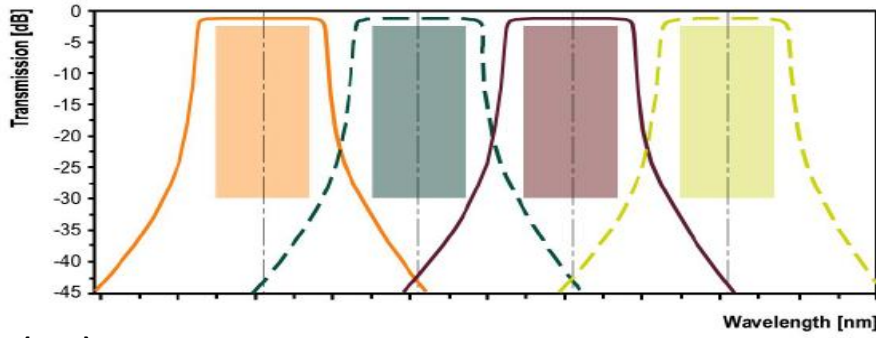
SPECIFICATIONS

Parameter		1-CH	2CH	3CH	4CH
Operating Wavelength (nm)		1260~1620			
CWDM Channel Spacing (nm)		20nm ITU Grid			
CWDM Channel Passband (nm)		$\lambda_c \pm 6.5$			
Insertion Loss (dB)	Add/Drop	≤ 0.6	≤ 0.8	≤ 1.0	≤ 1.4
Isolation (dB)	Adjacent	≥ 30			
	Non-adjacent	≥ 45			
Passband Ripple (dB)		≤ 0.5			
Polarization Dependent Loss (dB)		≤ 0.2			
Directivity (dB)		≥ 50			
Return Loss (dB)		≥ 50			
Polarization Mode Dispersion (ps)		≤ 0.1			
Power Handling (mW)		≤ 500			
Operating Temperature (°C)		0~70			
Storage Temperature (°C)		-40~85			
Package Dimensions(mm)		45x26x6.5			
Fiber type		ITU-T G657.A2			

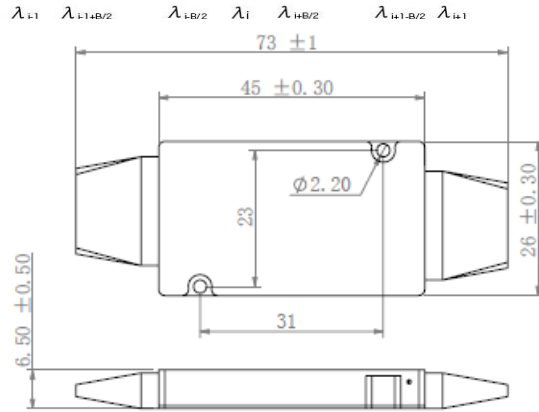
NOTES:

- 1) All specifications are based on the devices without connectors, and guaranteed over wavelength, polarization and temperature.
- 2) PMD and chromatic dispersion values are guaranteed by design.
- 3) IL is 0.3 dB higher, RL is 5 dB lower for connector added.
- 4) For modules with monitoring port/skipper UPG port/1310nm legacy port, IL is 0.3dB higher.
- 5) Specifications are subject to change without notice.

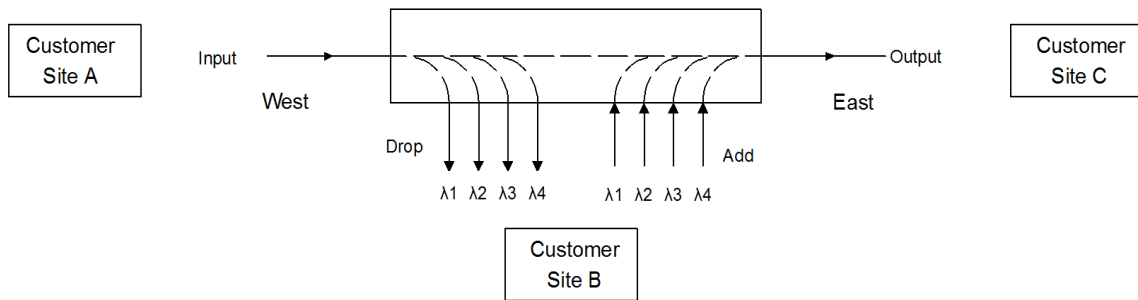
Typical Spectral Diagram:



Package Dimensions (mm):



Inter-connect Diagram:



Ordering Information: (e.g. ACCM-10040047C41-10101010-5555)

ACCM-	X	X	XX	XX(X)	XX	XX	X	-	XX	XX	XX	XX	-	X	X	X	X	Fiber Length				Connector			
																		Input	Output	Add	Drop	Input	Output	Add	Drop
	0=0 Serial	O=OADM	01=1-CH	00=None	27=1270/1271	C4=45x26x6.5	0=250um Bare fiber		10=1.0m		10=1.0m			0=None				0=None							
	1=1 Serial		02=2-CH		29=1290/1291		1=900um Tube		12=1.2m		12=1.2m			1=FC/UPC				1=FC/UPC							
			03=3-CH			2=2.0mm Cable				2=FC/APC				2=FC/APC							
			04=4-CH		61=1610/1611		3=3.0mm Cable		15=1.5m		15=1.5m			3=SC/UPC				3=SC/UPC							
							X=Customized		XX=customized		XX=customized			4=SC/APC				4=SC/APC							
														5=LC/UPC				5=LC/UPC							
														6=LC/APC				6=LC/APC							
														X=Customized				X=Customized							