

Ultra-Compact CWDM

Auxora's ultra-compact CWDM is an integrated optical device based on free-space tech bench which can significantly improve optical performance and minimize packaging size.

The ultra-compact CWDM device features ultra-compact size and super thermal stability, as well as broad pass band and high isolation, which makes it to be ideally used for 40G transceivers as well as Datacom/Telecom network applications.



FEATURES

- Compact size & epoxy free optical path
- Commercial temperature(-0~70°C) available
- Good channel uniformity
- Ultra-low insertion loss
- Telcordia GR-1221 and GR1209 compliant

APPLICATIONS

- Access networks
- Metro WDM systems
- Telecommunications
- 4G/5G LTE mobile system

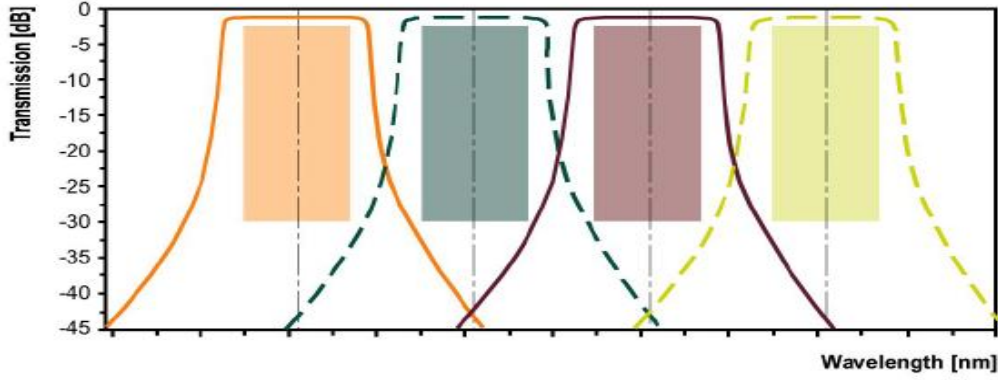
SPECIFICATIONS

Parameter		4-CH	5CH	8CH
Operating Wavelength (nm)		1260~1620		
CWDM Channel Spacing (nm)		20nm ITU Grid		
CWDM Channel Passband (nm)		$\lambda_c \pm 6.5$		
Insertion Loss (dB)	CWDM Channel	≤ 1.2	≤ 1.3	≤ 1.7
Passband Ripple (dB)		≤ 0.5		
Isolation (dB)	Adjacent	≥ 30		
	Non-adjacent	≥ 45		
Polarization Dependent Loss (dB)		≤ 0.1		
Directivity (dB)		≥ 50		
Return Loss (dB)		≥ 50		
Polarization Mode Dispersion (ps)		≤ 0.1		
Power Handling (mW)		≤ 500		
Operating Temperature (°C)		0~70		
Storage Temperature (°C)		-40~85		
Package Dimensions(mm)		22x9.8x6.5	26x11.5x6.5	28x16.6x6.5
Fiber type		ITU-T G657.A2		

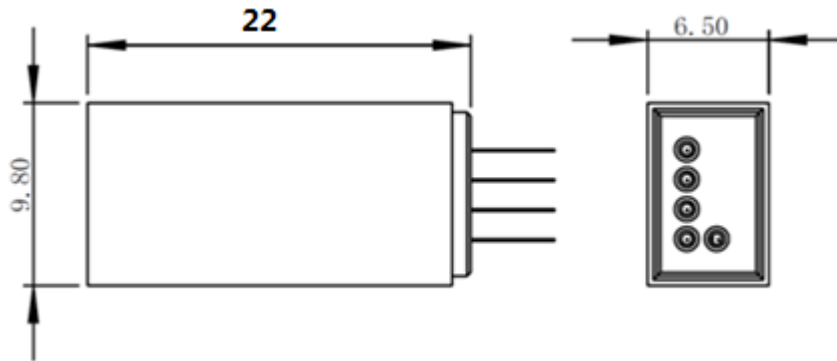
NOTES:

- 1) All specifications are based on the devices without connectors, and guaranteed over wavelength, polarization and temperature.
- 2) PMD and chromatic dispersion values are guaranteed by design.
- 3) IL is 0.3 dB higher, RL is 5 dB lower for connector added.
- 4) Specifications are subject to change without notice.

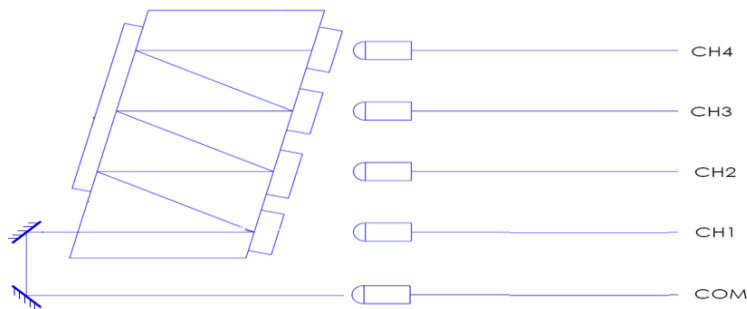
Spectral Diagram(Typical of 4 channel CWDM):



Package Dimensions (mm): 4CH



Port Configuration:



Ordering Information: (e.g. AUCCM-1D040047U11-1010-55)

AUCCM-	X	X	XX	XX(X)	XX	XX	X	Fiber Length		Connector	
								Input	Output	Input	Output
0=0 Serial	M=Mux	01=1-CH	00=None	27=1270/1271	U1=22x9.8x6.5	0=250um Bare fiber	10=1.0m	10=1.0m	0=None	0=None	
1=1 Serial	D=Demux	02=2-CH	01=1310nm Port	29=1290/1291	U2=25x9.8x6.5	1=900um Tube	12=1.2m	12=1.2m	1=FC/UPC	1=FC/UPC	
	X= customized	02=Monitor Port	U3=26x11.5x6.5	2=2.0mm Cable	2=FC/APC	2=FC/APC	
		08=8-CH	03=Express Port	61=1610/1611	U4=28x16.6x6.5	3=3.0mm Cable	15=1.5m	15=1.5m	3=SC/UPC	3=SC/UPC	
			04=UPG with Skipper		XX=Customized	X=Customized	XX=customized	XX=customized	4=SC/APC	4=SC/APC	
			12=1310nm+Mon.						5=LC/UPC	5=LC/UPC	
			13=1310nm+EXP.						6=LC/APC	6=LC/APC	
			42=UPG+Monitor						X=Customized	X=Customized	
			123=Express+Monitor +EXP.								